



Christmas crackers

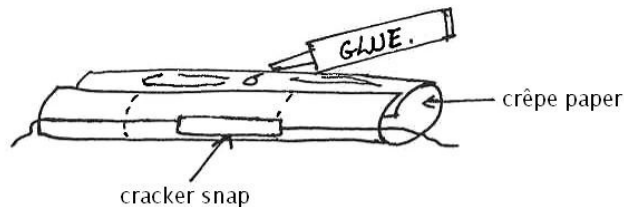
1. Cut out a piece of crêpe paper and $\frac{1}{2}$ a piece of cardboard paper.



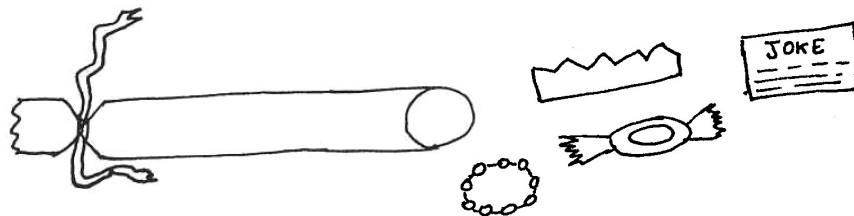
2. Make a cylinder with the piece of cardboard. Glue it.



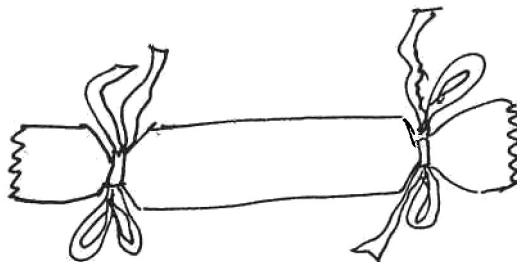
3. Put the crêpe paper around the cylinder. Glue the edge of the crêpe paper. Insert a cracker snap inside.



4. Tie one end with a piece of ribbon. Put a paper hat, a joke, a small present and some sweets into the cracker.



5. Close the cracker with another piece of ribbon.



6. You can decorate the cracker either

before making it



or after it is finished.

